

www.offmax.com.hk

offmax[®]
THE OFFICE IN FUTURE

Offmax Limited 奧美斯家具有限公司
Offmax Supplies Co., Ltd 奧美斯洋行

Hong Kong Head Office / Showroom* 香港總辦事處 / 展廳
17/F, Guardian House, 32 Oi Kwan Road, Wanchai, Hong Kong
香港灣仔愛群道32號愛群商業大廈17樓
Tel 電話: (852) 2838 3830 Fax 傳真: (852) 2553 0088
Email 電郵: enquiry@offmax.com.hk

Hong Kong Sales Office 銷售部辦公室
Unit 1306, 13/F, Block A, Sea View Estate, 2 Watson Road, North Point, Hong Kong
香港北角屈臣道2號 海景大廈A座1306室

Shanghai Branch Office / Showroom* 上海分公司 / 展廳
上海市靜安區共和新路1968號大寧國際商業廣場8號樓11樓1101-1102室
Tel 電話: (86) 021-6167 3668 Fax 傳真: (86) 021-6167 3978
Email 電郵: info@offmax-sh.com

*Please make appointment before visiting our showroom
*如欲參觀，敬希預約

All rights reserved. Any reproduction or modification in any form or by any means without prior written permission is illegal and strictly prohibited.

本冊版權為奧美斯所有，未經書面同意，任何單位或個人不得以任何方式或理由使用、複製、修改、抄錄或傳播圖冊內述的任何部分。

With continuous product development, design and specification are subjected to possible modification without prior notice.
為不斷改良產品質量，設計及規格日後若有更改，恕不另外通知。



Stand Up



Stand up for your health! Our newly introduced height adjustable desk series STAND UP offers not simply another desk, but a work-health balanced furniture solution at work.

為健康站起來! 我們新引進的STAND UP 系列電動升降枱不只是一張桌子，而是一個平衡工作與健康的方案。

Comes with both single desk type and face-to-face desk type, STAND UP allows you to freely adjust your desk height so that you can switch from a standing to a sitting position anytime at will. This dynamic working posture helps you to exercise your body while working, stimulate your body as well as thought for a healthier and more efficient work life.

STAND UP備有單邊式及面對面式組合，可自由調整桌子的高度，或站或坐，讓你隨時改變辦公時的姿態。動態的工作姿態有效幫助你在辦公的同時活動四肢，刺激你的身體以至大腦的活動，讓你的工作更健康、更有效率。



Digital programmable controller can store up to 4 preferred height options, and as the mechanism is electrically driven, you can adjust your table anytime you want with simply a touch.



以數碼程式驅動的控制器可記錄多至四個常用高度選擇，加上電動的升降系統，你只需輕輕的動一下手指頭，就可以隨意操作它。



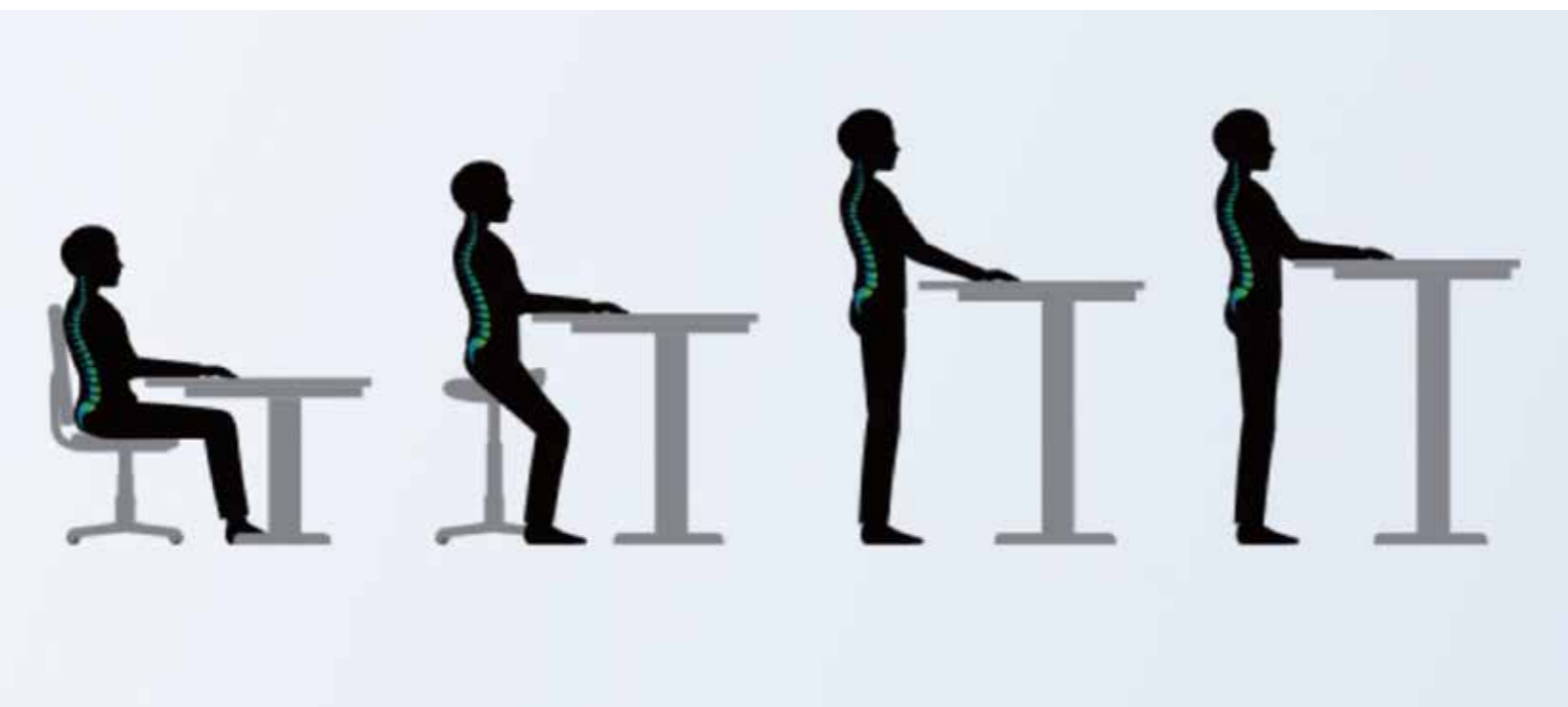
Product Specification- L Shape with Electronic Mechanisms

- Maximum loading : 120kg
- 3 stage column, constant speed : 40mm/s (<80kg)
- Operate Temperature : 0-40 degree
- Frame Height Range : 640~1290mm (height)
- Frame Width Range : 1075~1800mm (width)
- Recommend Worktop Size : 1200~2000mm (width), 700~1000mm (depth)



Product Specification- Face to Face with Electronic Mechanisms

- Maximum loading : 120kg
- Dual motor with 3 stage column, constant speed : 40mm/s (<80kg)
- Motor Life : 20000 times
- Operate Temperature : 0-40 degree
- Frame Height Range : 640~1290mm (height)
- Frame Width Range : 1165~1965mm (width)
- Recommend Worktop Size : 1200~2000mm (width), 700~1000mm (depth)





Product Specification- 120 degree with Electronic Mechanisms

- Maximum loading : 150kg
- Dual motor with 3 stage column, constant speed : 40mm/s (<80kg)
- Motor Life : 20000 times
- Operate Temperature : 0-40 degree
- Frame Height Range : 640~1290mm (height)
- Frame Width Range : 1075~1800mm (width)
- Recommend Worktop Size : 1200~2000mm (width), 700~1000mm (depth)

Features and Advantage

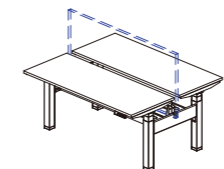
- Warranty for 5 Years
- Anti-collision safety feature
- low Noise Level (39dB)
- Less than 0.1W standby power consumption
- Telescopic beam
- Soft stop and start function
- Controls with energy conservation features
- Columns style : Rectangular / Round
- Columns can be configured for narrow top / wide bottom, or vice versa depending on preference
- Along with 2 stage or 3 stage
- Pre-assembled frame kit, significantly reduces installation time

Product Specification- Rectangular Table with Electronic Mechanisms

- Maximum loading : 120kg
- Dual motor with 3 stage column, constant speed : 40mm/s (<80kg)
- Motor Life : 20000 times
- Operate Temperature : 0-40 degree
- Frame Height Range : 640~1290mm (height)
- Frame Width Range : 1075~1800mm (width)
- Recommend Worktop Size : 1100~2000mm (width), 700~1000mm (depth)

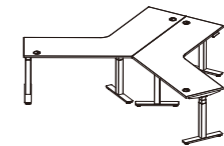


Executive Type		L Shaped Type	
SU-LA2-EXE1620L/R	1600W x 1970L x 670-1320H/mm	SU-LA2-ERGO157156L/R	1500W x 1500L x 700 / 600D x 670-1320H/mm
SU-LA2-EXE1820L/R	1800W x 1970L x 670-1320H/mm	SU-LA2-ERGO167166L/R	1600W x 1600L x 700 / 600D x 670-1320H/mm
SU-LA2-EXE2020L/R	2000W x 1970L x 670-1320H/mm	SU-LA2-ERGO188187L/R	1800W x 1800L x 800 / 700D x 670-1320H/mm
SU-LA2-EXE2220L/R	2200W x 1970L x 670-1320H/mm	SU-LA2-ERGO208207L/R	2000W x 2000L x 800 / 700D x 670-1320H/mm



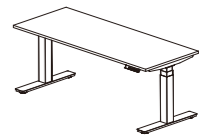
Face to Face Type (Without Desk Top Fabric Panel)

SU-LA2-DT-1414DR/L	1400W x 1400L x 670-1320H/mm
SU-LA2-DT-1514DR/L	1500W x 1400L x 670-1320H/mm
SU-LA2-DT-1616DR/L	1600W x 1600L x 670-1320H/mm
SU-LA2-DT-1816DR/L	1800W x 1600L x 670-1320H/mm



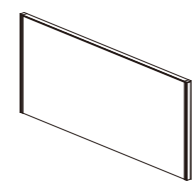
Y Shaped Type

SU-LA2-YT-126126D	1200W x 1200L x 600 / 600D x 670-1320H/mm
SU-LA2-YT-146146D	1400W x 1400L x 600 / 600D x 670-1320H/mm
SU-LA2-YT-157156D	1500W x 1500L x 700 / 600D x 670-1320H/mm
SU-LA2-YT-167166D	1600W x 1600L x 700 / 600D x 670-1320H/mm

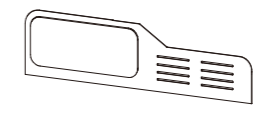


Rectangular Shaped Type

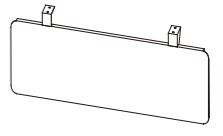
SU-LA2-ST-1470D	1400W x 700D x 670-1320H/mm
SU-LA2-ST-1570D	1500W x 700D x 670-1320H/mm
SU-LA2-ST-1670D	1600W x 700D x 670-1320H/mm
SU-LA2-ST-1880D	1800W x 800D x 670-1320H/mm



Fabric Panel
Mod : IS35 SERIES
Size : 1200-1800W/mm



Metal Panel
Mod : LG SERIES
Size : 1000-1900W/mm



Modesty Panel
Mod : LAP SERIES
Size : 1100-1500W/mm